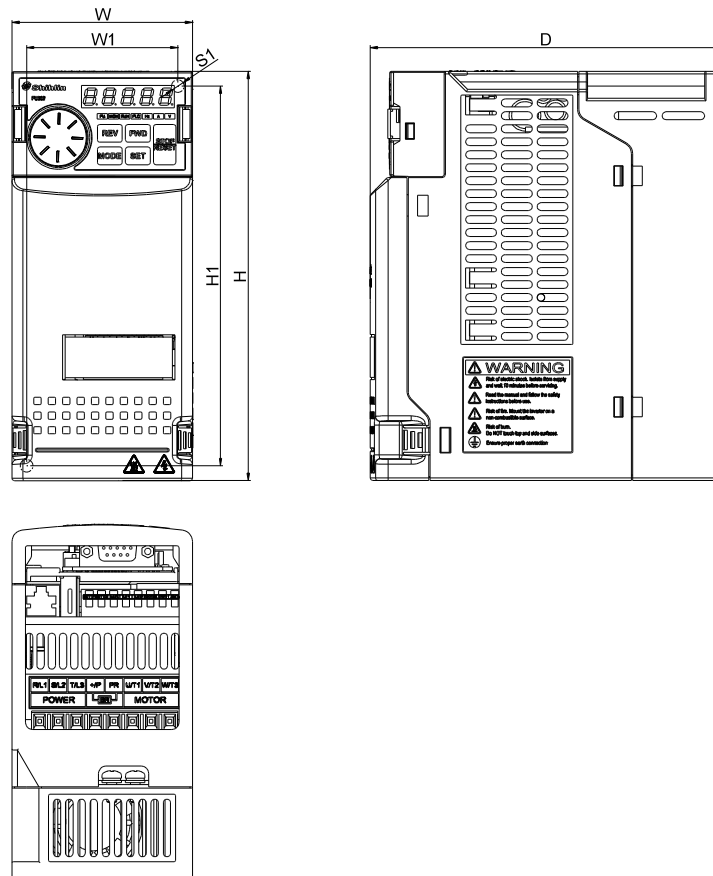


### 3.3 Appearance and dimensions

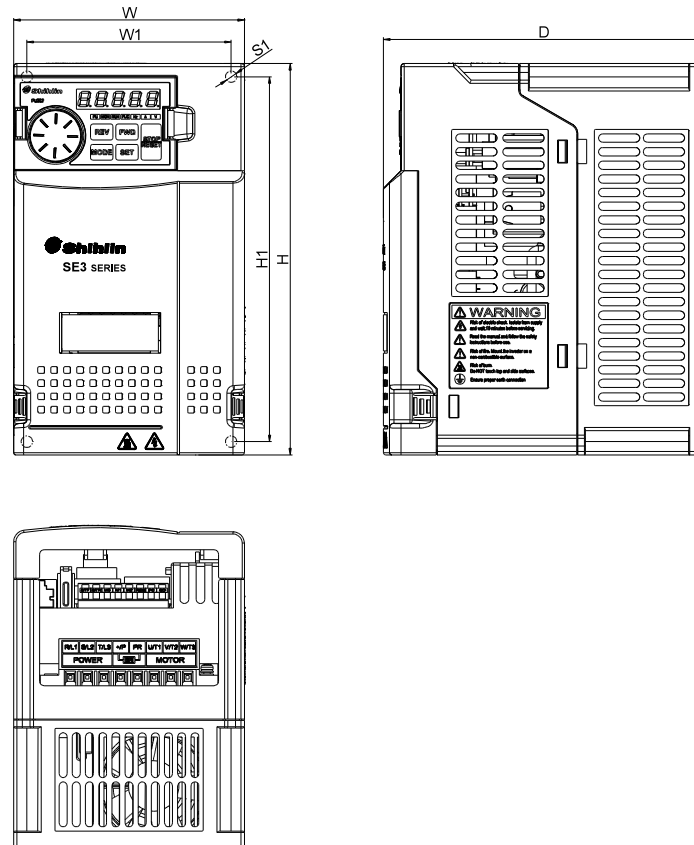
#### 3.3.1 Frame A



Unit:mm

Model	W	W1	H	H1	D	S1
SE3-043-0.4K	62.0	74.0	167.0	155.0	144.0	5.2
SE3-043-0.75K						
SE3-043-1.5K						
SE3-023-0.4K						
SE3-023-0.75K						
SE3-023-1.5K						
SE3-021-0.4K						
SE3-021-0.75K						

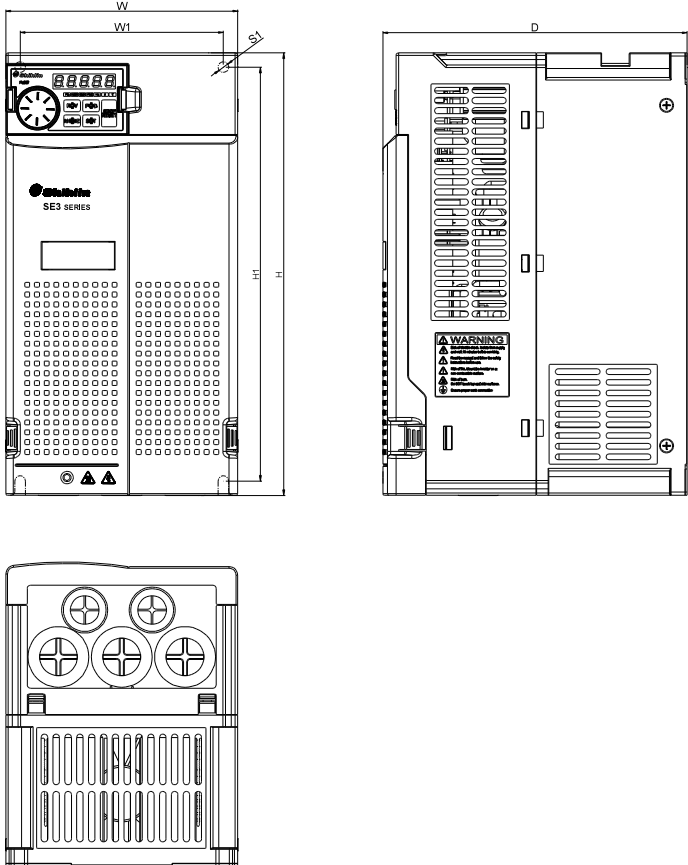
3.3.2 Frame B



Unit: mm

Model	W	W1	H	H1	D	S1
SE3-043-2.2K	105.0	93.0	178.0	166.0	146.0	5.2
SE3-043-3.7K						
SE3-023-2.2K						
SE3-023-3.7K						
SE3-021-1.5K						
SE3-021-2.2K						

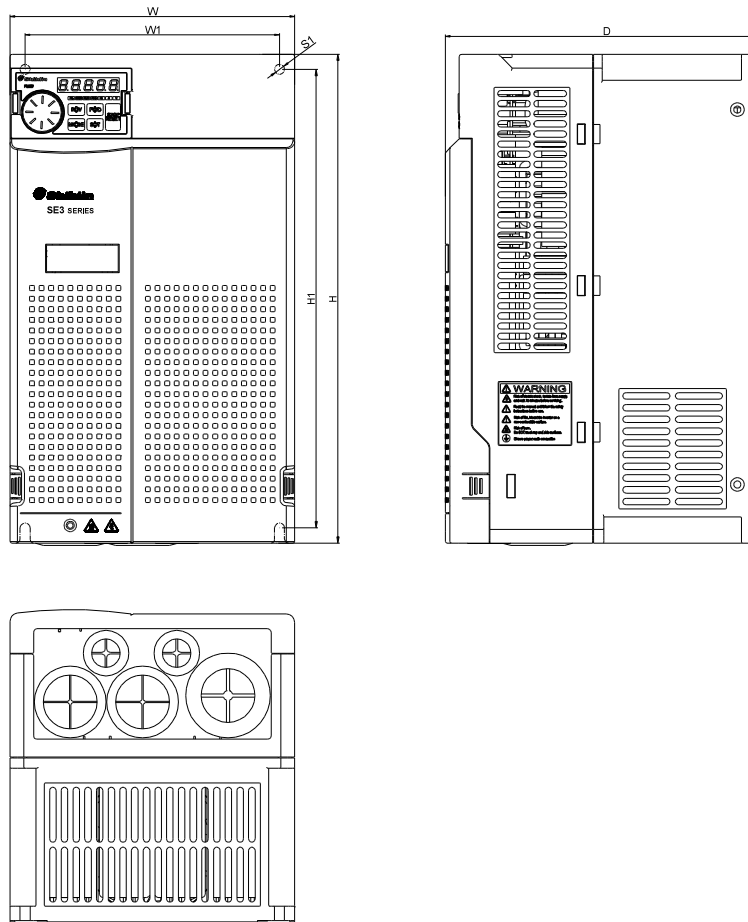
3.3.3 Frame C



Unit:mm

Model	W	W1	H	H1	D	S1
SE3-043-5.5K	141.0	123.6	270.0	252.6	185.0	6.5
SE3-043-7.5K						
SE3-043-11K						
SE3-023-5.5K						
SE3-023-7.5K						

3.3.4 Frame D



Unit: mm

Model	W	W1	H	H1	D	S1
SE3-043-15K	175.0	156.4	300.0	281.4	191.8	6.2
SE3-043-18.5K						
SE3-043-22K						
SE3-023-11K						
SE3-023-15K						